




INCLINE CONVEYOR WITH BUFFER



TECHNICAL DATA

Type of conveyor	Conveyor TB30-250
Drive	End drive, three-phase motor
Width over chassis	250 mm
Usable conveyor width	200 mm
Conveyor length	2876 mm
Max. transport weight	30 kg
Speed	4.6 m/min
Inclination	36°
Belt type endless	HNB-5E 14 with cleats
Cleat spacing	199 mm
Lateral guides	40 mm fixed
Substructure	Quick-Set profile framing system

SPECIAL FEATURES


- incline conveyor with studs
- hopper for buffering products

PROJECT DESCRIPTION

Packed foods are transported from below to a higher level on the inclining conveyor belt. The large hopper also serves as a buffer for different amounts of products. The substructure is made up of the Quick-Set profile system of size 40.

INDUSTRY

Packaging, food



MONTECH[®]
more than technology

MONTECH AG
Gewerbstrasse 12
CH-4552 Derendingen
Fon +41 32 681 55 00
info@montech.com
www.montech.com