



SMALL PART TRANSPORT

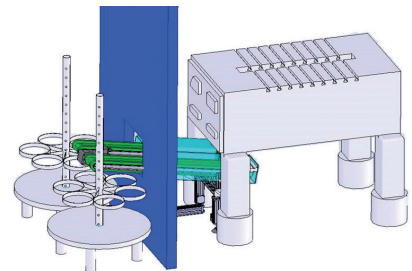


TECHNICAL DATA

Type	TB30-185
Drive	End drive, right, three-phase motor
Width	7.28 in (185 mm)
Usable width	6.10 in (155 mm)
Length	4.26 ft (1300 mm)
Max. transport weight	44 lb (20 kg)
Speed	61 ft/min (18.6 m/min)
Belt type	Corrugated side wall
Height of cleats	0.79 in (20 mm)
Substructure	Quick-Set framing system

INDUSTRY

Electronics



PROJECT DESCRIPTION

Small electrical parts are transferred from a production machine via the take away conveyor to the packaging room. The corrugated side wall belts help guide the parts safely and without damage. The substructure is integrated from the Quick-Set framing system, size 40.

SPECIAL FEATURES

MONTECH[®]

Montech Conveyors Corp.
info.us@montech.com